

e

u

r

h

b

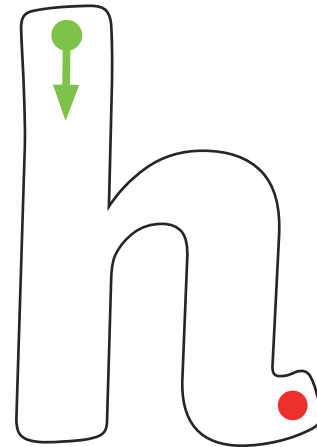
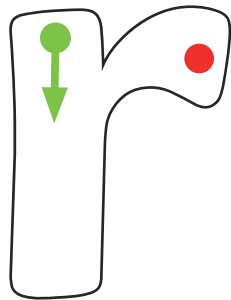
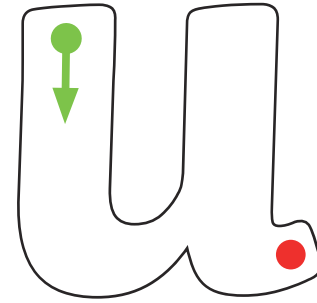
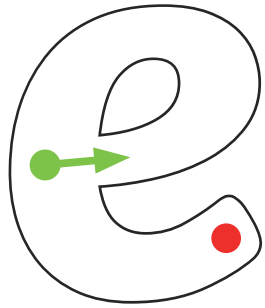
l

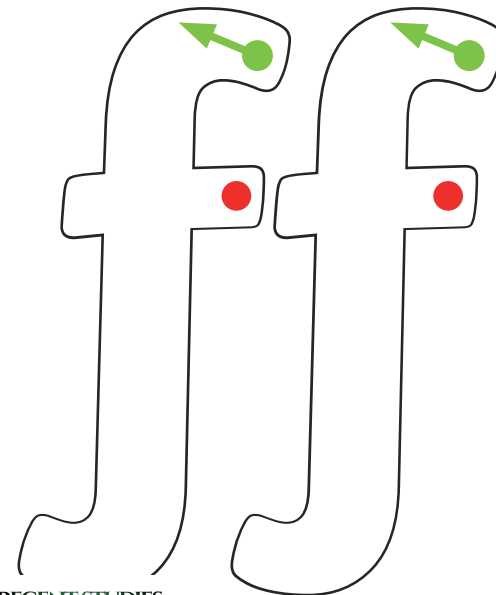
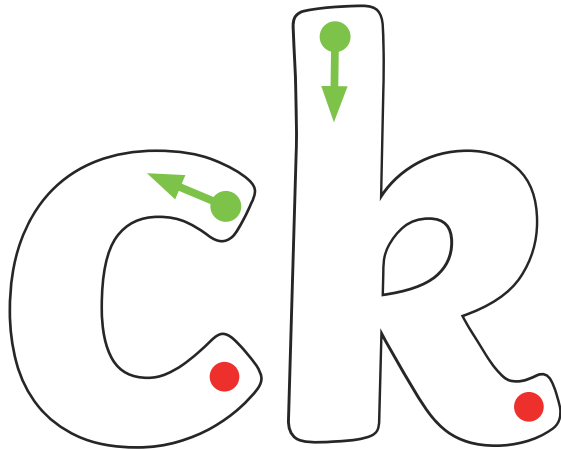


ck

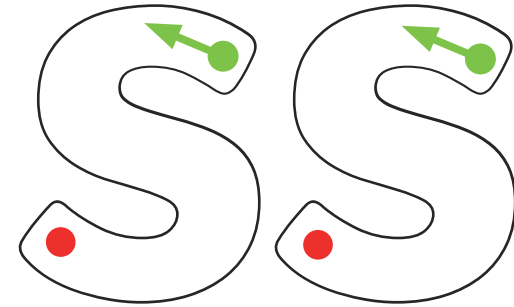
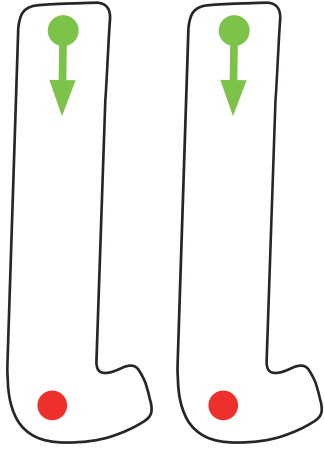
ff

ll

ss







s

a

t

p

i

n

n

m

g

o

c

k

d

k

a

m

c

p

g

s

p

t

o

m

n

t

m

i

g

s

c

m

k

i

o

a

Listening to Letter Sounds




S



Play Sound

a




Play Sound

t



Play Sound

p




Play Sound

i



Play Sound

n




Play Sound

m




Play Sound

d




Play Sound

g



Play Sound

O




Play Sound

C




Play Sound

k




Play Sound

ck



Play Sound

e




Play Sound

u



Play Sound

r



Play Sound

h



Play Sound

b



Play Sound

f




Play Sound

ff



Play Sound



Play Sound



Play Sound

ss

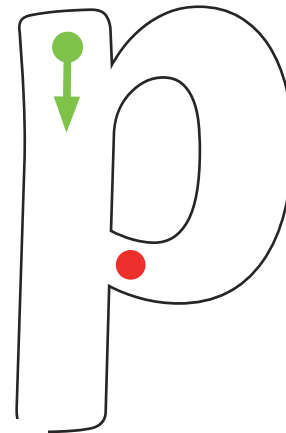

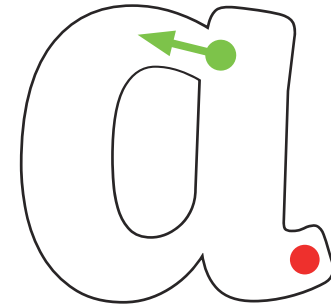
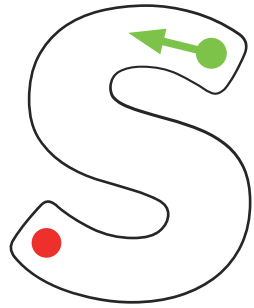






Play Sound


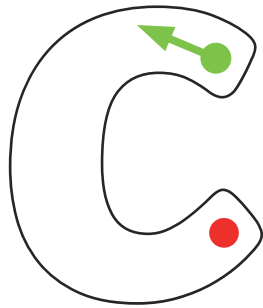
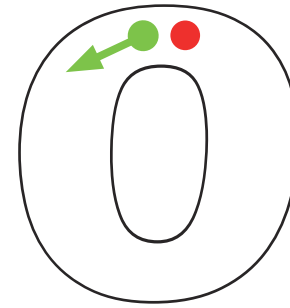

Bingo









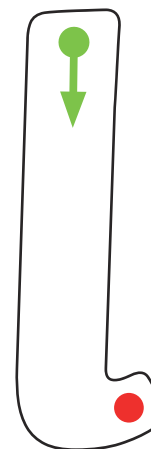
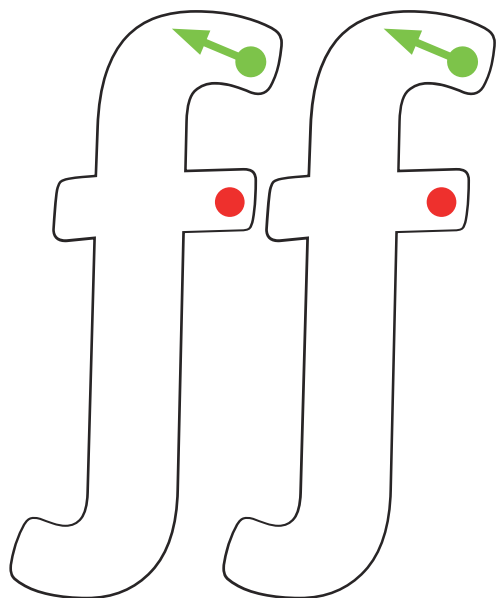

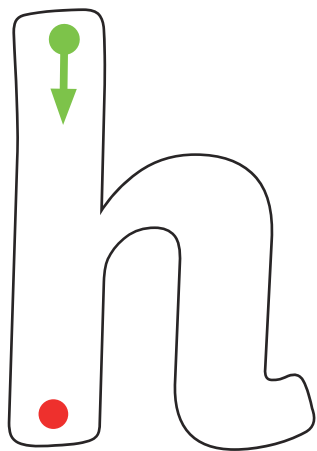


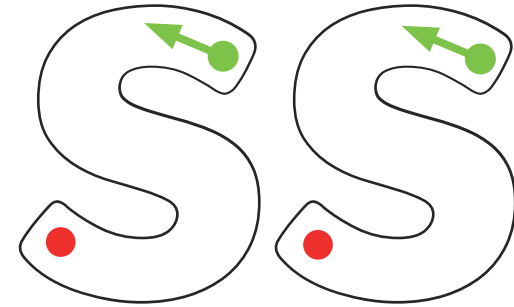
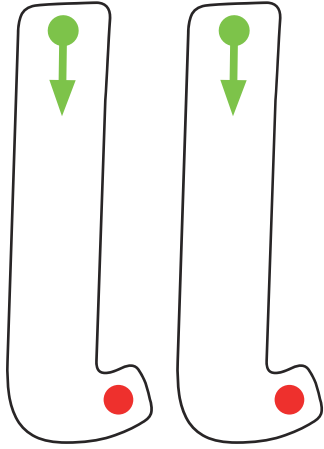
ck

e

u

r





s

a

t

p

i

n

m

d

g

o

c

k

ck

e

u

r

h

b

ff

l

ll

ss



Adult Teaching Suggestions

We hope you find these Pre-Key Stage Standard suggestions useful. Please be aware that the suggestions and resources mentioned are potential ways to check understanding relating to the relevant strands. Other resources may be needed in addition to those suggested.

Strand D

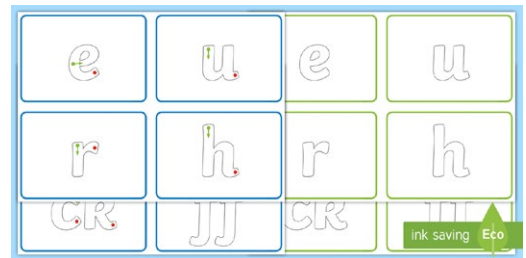
The pupil can identify or write these 20+ graphemes on hearing the corresponding phonemes (s, a, t, p, i, n, m, d, g, o, c, k, ck, e, u, r, h, b, ff, l, ll, ss). Pupils should respond using their usual form of communication – this could be sign, using a word processor, switch or communication aid.

Task

Activity One – Listen, Choose, Write

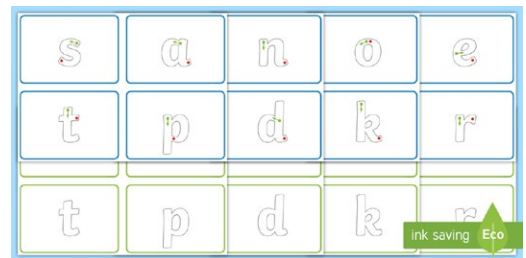
(e, u, r, h, b, l, ck, ff, ll, ss)

Use the **Listen, Choose, Write Cards Set One** for pupils to practise identifying graphemes on hearing the corresponding phonemes. Place the cards in front of the pupil, say a sound from one of the cards and ask the pupil to select which sound was said. Use the **Listen, Choose, Write Cards Set Two** to extend the activity. Place the cards in front of the pupil, say a sound from one of the tracing cards and ask the pupil to trace the sound they heard. After overwriting/tracing, pupils can write the grapheme independently using a range of media and sensory materials to engage them in the writing process.



Activity Two – Listen, Choose, Write

Use the **Listen, Choose, Write Cards Set Three** and the **Listen, Choose, Write Cards Set Four** as outlined above. This will help children to practise identifying phonemes and their corresponding graphemes for all Phase 2 sounds.



Activity Three – Let's Play!

Use the **Listening to Letter Sounds PowerPoint** and the **Sound Bingo Boards** so that pupils can listen to a range of phonemes. Once they have heard the phoneme, pupils cross off the corresponding grapheme on their bingo board. Play a range of sound bingo games to develop phoneme/grapheme correspondence and awareness.

